

TREASURER'S 4th Qtr. 2019 FINANCIAL REPORT

THE STATE OF TEXAS  
COUNTY OF HOCKLEY  
AFFIDAVIT

The Treasurer's Quarterly Report includes, but is not limited to, money received and disbursed; debts due to (if known) and owed By the county; and all other proceedings in the treasurer's office that pertain to the Financial Standing of Hockley County. {LGC 114.026(a)(b)}

The Treasurer's Books and the Auditor's General Ledger agree. The Bank Statements have been reconciled; any adjustments Have been noted.

The affidavit must state the amount of the cash and other assets that are in the custody of the county treasurer at the time of The examination. {LGC 114.026 (d)} **\$18,563,159.18 Quarter's Ending Balance**

Any interest earned that is posted by financial institutions to our accounts on the last business day of the month is included In the combined statement of receipts and disbursements: **\$98,991.13 Quarter's Interest Earned**

The Treasurer's Quarterly Report has been submitted and the Bank Reconciliation is pending review by Auditor. {LGC 114.026(b)}

All investments are in compliance with both the Public Funds Investment Act and the Hockley County Investment Policy. The investment strategy is passive, which maintains a liquid cash flow and safety of the investment as priority. {LGC 2256.023}


Therefore, Denise Bohannon, County Treasurer of Hockley County, Texas, who being fully sworn, upon oath says that the within And foregoing report is true and correct to the best of her knowledge.


Filed with accompanying vouchers this the 5 day of Jun, 2020.


  
Denise Bohannon, Treasurer, Hockley County


Commissioners' Court having reviewed the Treasurer's Report as presented, having taken reasonable steps to ensure its accuracy and based upon presentations of the Treasurer's Office approve the report, subject to the independent auditor's Review and request that it be filed with the official minutes of this meeting. {LGC 114.026(c)}


In addition, the below signatures affirm that the Treasurer's Report complies with statutes as referenced. {LGC 114.026(d)}


  
Shirley Penner, Auditor, Hockley County / Date

  
Sharla Baldrige, County Judge

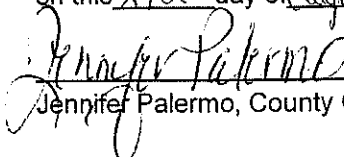
  
Curtis Thrash, Comm. Pct. #1


  
Larry Carter, Comm. Pct. #2

  
Whitey Barnett, Comm. Pct. #3

  
Tommy Clevenger, Comm. Pct. #4

Sworn to & Subscribed to Before Me, by the County Treasurer, the Auditor, & Commissioners Court on this 24th day of August, 2019.20

  
Jennifer Palermo, County Clerk



**Treasurer's Financial Report**  
*Prepared by Denise Bohannon, Hockley County Treasurer*

**SECTION 1 – Cash Flow**

**Pages 1-5** Combined Statement of Cash Receipts and Disbursements  
Includes Interest and Bank Service Charge

**Pages 6-11** Bank Collateral  
Pledged Securities the Banks have pledged on behalf of Hockley County

**Page 12** Certificates of Deposit

**SECTION 2 – Investments Long Term**

Per the Public Funds Investment Act and the Hockley County Investment Policies, the Investments Report is required on a Quarterly Basis. However, in an effort to keep the Commissioners' Court informed *available* Information is provided on a Monthly basis.

All investments are in compliance with both the Public Funds Investment Act and the Hockley County Investment Policy. The investment strategy is passive, which maintains a liquid cash flow and safety of The investment as priorities. {GC 2256.023}

---

Investments – Funds are not immediately available – must wait until maturity

ACCOUNT NAME	BEGINNING CASH BALANCE	CASH RECEIPTS	CASH DISBURSEMENTS	ENDING CASH BALANCE
GRAND TOTALS	<u>17,620,327.87</u>	<u>25,419,538.70</u>	<u>24,476,707.39-</u>	<u>18,563,159.18</u>

ACCOUNT NAME	BEGINNING CASH BALANCE	CASH RECEIPTS	CASH DISBURSEMENTS	ENDING CASH BALANCE
2019 083 CA THEFT OF SERVICE	5,594.22	1,569.17	877.06-	6,286.33
CASH	5,594.22	1,569.17	877.06-	6,286.33
FUND TOTALS	5,594.22	1,569.17	877.06-	6,286.33
2019 084 SHERIFF WORK RELEASE PROGRAM	1,984.47	9.35	.00	1,993.82
CASH	1,984.47	9.35	.00	1,993.82
FUND TOTALS	1,984.47	9.35	.00	1,993.82
2019 085 HOCKLEY CO GRANTS FUND	96,122.59	4,454.52	878.90-	99,698.21
CASH	96,122.59	4,454.52	878.90-	99,698.21
FUND TOTALS	96,122.59	4,454.52	878.90-	99,698.21
2019 087 HC JUVENILE PROBATION FEES	17,482.91	433.96	2,479.00-	15,437.87
CASH/AIM	17,482.91	433.96	2,479.00-	15,437.87
FUND TOTALS	17,482.91	433.96	2,479.00-	15,437.87
2019 088 PAYROLL CLEARING ACCOUNT	3,397.88	874,717.30	874,581.99-	3,533.19
CASH/ASB	3,397.88	874,717.30	874,581.99-	3,533.19
FUND TOTALS	3,397.88	874,717.30	874,581.99-	3,533.19
2019 089 SEIZURE PROCEEDS FUND	35,271.92	4,941.54	590.00-	39,623.46
CASH/ASB	35,271.92	4,941.54	590.00-	39,623.46
FUND TOTALS	35,271.92	4,941.54	590.00-	39,623.46
2020 090 JUVENILE PROBATION FUND	64,749.26	35,785.52	61,613.91-	38,920.87
CASH/AIM	64,749.26	35,785.52	61,613.91-	38,920.87
ACCOUNTS RECEIVABLE	97.75-	.00	.00	97.75-
FUND TOTALS	64,651.51	35,785.52	61,613.91-	38,823.12
2019 091 JUVENILE PROBATION RESTITUTION	46,718.45	221.01	.00	46,939.46
CASH	46,718.45	221.01	.00	46,939.46
FUND TOTALS	46,718.45	221.01	.00	46,939.46
2020 092 HOCKLEY COUNTY COMMUNITY SUPER	78,411.84	97,447.99	87,312.90-	88,546.93
CASH/ASB	78,411.84	97,447.99	87,312.90-	88,546.93
FUND TOTALS	78,411.84	97,447.99	87,312.90-	88,546.93
2019 093 HOCKLEY COUNTY MEDICAL FUND	3,805.57	16.62	1,000.00-	2,822.19
CASH/ASB	3,805.57	16.62	1,000.00-	2,822.19
FUND TOTALS	3,805.57	16.62	1,000.00-	2,822.19
2019 094 COUNTY ATTORNEY RESTITUTION	32,283.22	1,227.16	542.61-	32,967.77
CASH/ASB	32,283.22	1,227.16	542.61-	32,967.77
FUND TOTALS	32,283.22	1,227.16	542.61-	32,967.77
2019 095 D A RESTITUTION FUND	5,238.11	24.76	2,083.44-	3,179.43
CASH/ASB	5,238.11	24.76	2,083.44-	3,179.43
FUND TOTALS	5,238.11	24.76	2,083.44-	3,179.43
2019 096 CA/DA PRE-TRIAL DIVERSION FUND	116,996.42	2,343.16	.00	119,339.58
CASH	116,996.42	2,343.16	.00	119,339.58
FUND TOTALS	116,996.42	2,343.16	.00	119,339.58
2019 098 CLEARING FUND	.09	3,484,355.72	3,484,355.72-	.09
CASH	.09	3,484,355.72	3,484,355.72-	.09
FUND TOTALS	.09	3,484,355.72	3,484,355.72-	.09

ACCOUNT NAME	BEGINNING CASH BALANCE	CASH RECEIPTS	CASH DISBURSEMENTS	ENDING CASH BALANCE
2019 054 JUSTICE OF PEACE #4	3,336.35	4,832.80	6,000.90	2,168.25
CASH	3,336.35	4,832.80	6,000.90	2,168.25
FUND TOTALS	608.46	3,840.60	1,999.00	2,450.06
2019 055 JUSTICE OF PEACE #5	13,497.32	47,866.75	47,601.45	13,762.62
CASH	13,497.32	47,866.75	47,601.45	13,762.62
FUND TOTALS	13,497.32	47,866.75	47,601.45	13,762.62
2019 056 SHERIFF FEE ACCOUNT	1.50	16.76	16.76	1.50
CASH	1.50	16.76	16.76	1.50
FUND TOTALS	1.50	16.76	16.76	1.50
2019 057 SO DONATIONS FUND	2,281.15	10,024.41	.00	12,305.56
CASH/ASB	2,281.15	10,024.41	.00	12,305.56
FUND TOTALS	2,281.15	10,024.41	.00	12,305.56
2019 060 I&S FUND: '88 HOSPITAL BOND	1,520.77	210.32	.00	1,731.09
CASH/ASB	1,520.77	210.32	.00	1,731.09
TODA - CD BALANCE	37,728.69	.00	.00	37,728.69
FUND TOTALS	39,249.46	210.32	.00	39,459.78
2019 065 MPEC INTEREST & SINKING FUND	.00	.00	.00	.00
CASH	.00	.00	.00	.00
BUSINESS ELITE SAVINGS ACCT	69,186.68	1,018.70	.00	70,205.38
TDOA - INVESTMENT BALANCE	.00	.00	.00	.00
FUND TOTALS	69,186.68	1,018.70	.00	70,205.38
2019 070 PERMANENT IMPROVEMENT FUND	433,582.38	853,165.79	19,551.97	1,267,196.20
CASH/ASB	433,582.38	853,165.79	19,551.97	1,267,196.20
FUND TOTALS	433,582.38	853,165.79	19,551.97	1,267,196.20
2019 071 HOCKLEY CO ROAD BOND FUND	22,580.11	106.79	.00	22,686.90
CASH/ATM	22,580.11	106.79	.00	22,686.90
TDOA/ASB	.00	.00	.00	.00
FUND TOTALS	22,580.11	106.79	.00	22,686.90
2019 072 MALLET OPERATING FUND	170,805.06	575,972.14	156,704.85	590,072.35
CASH/ATM	170,805.06	575,972.14	156,704.85	590,072.35
FUND TOTALS	170,805.06	575,972.14	156,704.85	590,072.35
2019 079 DA FEDERAL FORFEITED FUNDS	12,177.89	10,518.71	.00	22,696.60
CASH	12,177.89	10,518.71	.00	22,696.60
FUND TOTALS	12,177.89	10,518.71	.00	22,696.60
2019 080 FM & LR FUND	4,781.25	22.60	.00	4,803.85
CASH/ATM	4,781.25	22.60	.00	4,803.85
FUND TOTALS	4,781.25	22.60	.00	4,803.85
2019 081 DA TRUST ACCOUNT	8,855.54	2,271.00	2,271.00	8,855.54
CASH/ATM	8,855.54	2,271.00	2,271.00	8,855.54
FUND TOTALS	8,855.54	2,271.00	2,271.00	8,855.54
2019 082 DA FORFEITURE FUND	20,817.07	98.46	.00	20,915.53
CASH	20,817.07	98.46	.00	20,915.53
FUND TOTALS	20,817.07	98.46	.00	20,915.53

ACCOUNT NAME	BEGINNING CASH BALANCE	CASH RECEIPTS	CASH DISBURSEMENTS	ENDING CASH BALANCE
2019 030 LAW LIBRARY FUND	16,205.14	770.78	2,570.53	14,305.39
CASH/ATM	16,205.14	770.78	2,570.53	14,305.39
FUND TOTALS	16,205.14	770.78	2,570.53	14,305.39
2019 035 LIBRARY FUND	100,510.99	914.90	51,345.23	50,080.66
CASH/ATM	100,510.99	914.90	51,345.23	50,080.66
FUND TOTALS	100,510.99	914.90	51,345.23	50,080.66
2019 039 DISTRICT CLERK PRESERVATION	16,319.20	494.32	.00	16,813.52
CASH/ATM	16,319.20	494.32	.00	16,813.52
FUND TOTALS	16,319.20	494.32	.00	16,813.52
2019 040 COUNTY CLERK PRESERVATION FUND	46,692.36	21,498.83	.00	68,191.19
CASH/ATM	46,692.36	21,498.83	.00	68,191.19
TDOA - CD BALANCE - ASB	.00	.00	.00	.00
FUND TOTALS	46,692.36	21,498.83	.00	68,191.19
2019 041 RECORDS MANAGEMENT OFFICER	23,357.76	1,296.76	465.57	24,188.95
CASH/ATM	23,357.76	1,296.76	465.57	24,188.95
FUND TOTALS	23,357.76	1,296.76	465.57	24,188.95
2019 042 R&B EXTRA FEE ACCOUNT	262,982.18	51,644.39	250,000.00	64,626.57
CASH/ASB	262,982.18	51,644.39	250,000.00	64,626.57
FUND TOTALS	262,982.18	51,644.39	250,000.00	64,626.57
2019 043 COURTHOUSE SECURITY FUND	59,509.00	3,507.00	160.00	62,856.00
CASH/ATM	59,509.00	3,507.00	160.00	62,856.00
FUND TOTALS	59,509.00	3,507.00	160.00	62,856.00
2019 044 JUSTICE COURT TECHNOLOGY FUND	42,492.24	2,696.96	2,542.39	42,646.81
CASH	42,492.24	2,696.96	2,542.39	42,646.81
FUND TOTALS	42,492.24	2,696.96	2,542.39	42,646.81
2019 045 SHERIFF CASH BOND ACCOUNT	76,409.42	4,000.00	3,425.00	76,984.42
CASH	76,409.42	4,000.00	3,425.00	76,984.42
FUND TOTALS	76,409.42	4,000.00	3,425.00	76,984.42
2019 046 COUNTY CLERK CASH BOND ACCT	55,585.02	.00	.00	55,585.02
CASH	55,585.02	.00	.00	55,585.02
FUND TOTALS	55,585.02	.00	.00	55,585.02
2019 047 JP5 CASH BOND ACCOUNT	5,334.71	750.00	.00	6,084.71
CASH	5,334.71	750.00	.00	6,084.71
FUND TOTALS	5,334.71	750.00	.00	6,084.71
2019 048 COUNTY CLERK	25,163.86	70,507.99	73,405.39	22,266.46
CASH	25,163.86	70,507.99	73,405.39	22,266.46
FUND TOTALS	25,163.86	70,507.99	73,405.39	22,266.46
2019 051 JUSTICE OF PEACE #1	7,767.55	30,523.40	29,130.05	9,160.90
CASH	7,767.55	30,523.40	29,130.05	9,160.90
FUND TOTALS	7,767.55	30,523.40	29,130.05	9,160.90
2019 052 JUSTICE OF PEACE #2	608.46	3,840.60	1,999.00	2,450.06
CASH	608.46	3,840.60	1,999.00	2,450.06

ACCOUNT NAME	BEGINNING CASH BALANCE	CASH RECEIPTS	CASH DISBURSEMENTS	ENDING CASH BALANCE
2019 010 GENERAL FUND	1,711,815.16	6,564,162.67	3,194,389.94	5,081,587.89
CASH/ATM	.00	.00	.00	.00
AUDIT CASH ON HAND	.00	.00	.00	.00
TDOA/CD/ASB	.00	.00	.00	.00
FUND TOTALS	1,711,815.16	6,564,162.67	3,194,389.94	5,081,587.89
2019 011 AD VALOREM TAX ACCOUNT	110,588.83	5,095,113.58	6,000,000.00	205,702.41
CASH/TO AD VAL EXCESS	1,224,898.48	3,623,790.60	1,757,996.00	3,090,693.08
CASH/BE SAVINGS	.00	.00	.00	.00
TDOA - CD/ATM BANK	10,239,934.03	51,489.60	6,088,970.17	4,202,453.46
TDOA - CD/ PLAT	.00	.00	.00	.00
FUND TOTALS	11,575,421.34	9,770,393.78	13,846,966.17	7,498,848.95
2019 012 OFFICERS SALARY FUND	587,950.89	1,865,233.73	1,209,434.68	1,243,749.94
CASH/ATM	.00	.00	.00	.00
AUDIT CASH ON HAND	587,950.89	1,865,233.73	1,209,434.68	1,243,749.94
FUND TOTALS	587,950.89	1,865,233.73	1,209,434.68	1,243,749.94
2019 013 AUTO REGISTRATION FUND	39,116.04	185.04	.00	39,301.08
CASH/ATM	.00	.00	.00	.00
FUND TOTALS	39,116.04	185.04	.00	39,301.08
2019 014 INDIGENT HEALTH CARE FUND	160,720.54	712.61	57,133.74	104,299.41
CASH/ATM	160,720.54	712.61	57,133.74	104,299.41
FUND TOTALS	160,720.54	712.61	57,133.74	104,299.41
2019 016 HOCKEY COUNTY: IEOSE FUND	27,741.59	131.22	.00	27,872.81
CASH/ATM	27,741.59	131.22	.00	27,872.81
FUND TOTALS	27,741.59	131.22	.00	27,872.81
2019 017 JURY FUND	77,001.78	90,587.65	121,263.10	46,326.33
CASH/ATM	.00	.00	.00	.00
AUDIT CASH ON HAND	77,001.78	90,587.65	121,263.10	46,326.33
FUND TOTALS	77,001.78	90,587.65	121,263.10	46,326.33
2019 021 ROAD & BRIDGE #1	27,575.06	78,119.48	126,558.19	20,863.65
CASH/ATM	67,384.11	8,569.77	75,953.88	75,953.88
CASH/LAFT1 ATM	94,959.17	86,689.25	126,558.19	55,090.23
FUND TOTALS	27,575.06	78,119.48	126,558.19	20,863.65
2019 022 ROAD & BRIDGE #2	416,386.46	79,839.73	244,732.54	251,493.65
CASH/ATM	121,151.87	8,569.77	129,721.64	129,721.64
CASH/LAFT2/ATM	537,538.33	88,409.50	244,732.54	381,215.29
FUND TOTALS	416,386.46	79,839.73	244,732.54	251,493.65
2019 023 ROAD & BRIDGE #3	561,355.25	639,999.75	379,414.31	821,940.69
CASH/ASE	81,938.79	8,569.77	.00	90,508.56
CASH/LAFTD3	643,294.04	648,569.52	379,414.31	912,449.25
FUND TOTALS	561,355.25	639,999.75	379,414.31	821,940.69
2019 024 ROAD & BRIDGE #4	33,427.86	78,055.05	114,662.17	3,179.26
CASH/ASE	66,485.38	8,569.78	.00	75,055.16
CASH/LAFTD4	99,913.24	86,624.83	114,662.17	71,875.90
FUND TOTALS	33,427.86	78,055.05	114,662.17	3,179.26
2019 025 ROAD & BRIDGE #5	16,806.90	11,719.96	18,546.93	9,979.93
CASH/ATM	.00	.00	.00	.00
FUND TOTALS	16,806.90	11,719.96	18,546.93	9,979.93

# Pledge Inventory Report

Aimbank  
Littlefield, TX  
FROM 10/1/2019 TO 10/31/2019

Customer ID: 33584  
Report Date: 10/28/2019  
PAS Rep: Tracy Kwiatkowski  
Account Rep: Scott Adams

Cusip	Description	Maturity/Refunded Dt	Intent	S&P	Market Price Dt	Original Face	Book Value
Ticket	Location Code/Name	Group	Coupon	Moody	Maturity (Yr)	Par	Market Value
Pledged: HOCKC - HOCKLEY COUNTY							
3136A7ZD3	FNA 2012-M9 A2	04/25/2022	AFS		10/24/2019	1,742,000.00	1,106,130.17
1149485	TIB - The Independent Bankers Bank	CMB	2.48200	Nr	2.48	1,086,228.21	1,095,868.70
3137B3NA2	FHMS K030 A2	04/25/2023	AFS	NR	10/24/2019	2,000,000.00	2,055,407.11
1149502	TIB - The Independent Bankers Bank	CMB	3.25000	Aaa	3.48	2,000,000.00	2,074,730.22
3137B4GY6	FHMS K032 A2	05/25/2023	HTM		10/24/2019	2,860,000.00	2,945,223.32
1149503	TIB - The Independent Bankers Bank	CMB	3.31000	Nr	3.57	2,860,000.00	2,982,671.32
3136AXZB4	FNM17061 NB	11/25/2045	HTM	NA	10/24/2019	5,000,000.00	3,987,211.35
1167397	TIB - The Independent Bankers Bank	CMO	3.00000	Nr	26.09	4,037,913.70	4,148,632.57
3128MMSZ7	FHLMC GOLD POOI #G-18	12/01/2029	HTM		10/24/2019	4,800,000.00	1,748,096.22
1149479	TIB - The Independent Bankers Bank	MBS	3.50000		10.09	1,703,356.08	1,769,693.65
3132KFB3F7	FHLMC GOLD POOI #V61	07/01/2032	HTM		10/24/2019	5,000,000.00	3,745,110.73
1149483	TIB - The Independent Bankers Bank	MBS	3.00000		12.68	3,668,137.35	3,773,779.60
3132LMBZ8	FHLMC GOLD POOI #K91	09/01/2033	HTM		10/24/2019	7,175,000.00	3,318,662.87
1149484	TIB - The Independent Bankers Bank	MBS	3.50000		13.85	3,212,585.23	3,339,161.15
3138A45N1	FNMA POOL #AH3552	02/01/2026	AFS		10/24/2019	2,100,000.00	289,925.30
1149520	TIB - The Independent Bankers Bank	MBS	3.50000		6.26	278,086.39	287,521.86
3138E4YC9	FNMA POOL #AK0706	02/01/2027	AFS		10/24/2019	2,222,500.00	301,028.42
1149523	TIB - The Independent Bankers Bank	MBS	3.50000		7.26	287,319.42	297,717.52
3138E4YC9	FNMA POOL #AK0706	02/01/2027	AFS		10/24/2019	3,250,000.00	440,113.18
1149524	TIB - The Independent Bankers Bank	MBS	3.50000		7.26	420,152.14	436,357.46
3138EGSH8	FNMA POOL #AL0519	03/01/2026	AFS		10/24/2019	2,500,000.00	417,623.86
1149525	TIB - The Independent Bankers Bank	MBS	4.00000		6.34	397,288.88	414,749.71
3140EUEA3	FNMA POOL #BC0128	12/01/2030	AFS		10/24/2019	1,500,000.00	833,303.19
1149539	TIB - The Independent Bankers Bank	MBS	3.00000		11.09	809,489.49	834,551.29
3140G9A60	FNMA POOL #CA1828	05/01/2033	HTM		10/24/2019	500,000.00	435,561.18
1149544	TIB - The Independent Bankers Bank	MBS	4.00000		13.51	424,906.06	451,522.18

This report reflects information submitted to us by the customer. It is not intended to be used as the official record of safekeeping location and/or pledged holdings. This information should be provided by the customer's safekeeper.



# Pledge Inventory Report

Aimbank  
Littlefield, TX  
FROM 10/1/2019 TO 10/31/2019

Customer ID: 33584  
Report Date: 10/28/2019  
PAS Rep: Tracy Kwiatkowski  
Account Rep: Scott Adams

Cusip Ticket	Description Location Code/Name	Maturity/Refunded Dt	Group	Intent Coupon	S&P Moody	Market Price Dt Maturity (Yr)	Original Face Par	Book Value Market Value
Pledged: HOCKC - HOCKLEY COUNTY								
31410L789	FNMA POOL #890773	09/01/2036	MBS	HTM 3,000,000		10/24/2019 16.85	3,000,000.00 2,041,204.41	2,053,822.36 2,081,844.73
1149547	TB - The Independent Bankers Bank							
31418AF78	FNMA Pool #MA1089	06/01/2032	MBS	AFS 4,000,000		10/24/2019 12.59	2,850,000.00 692,326.76	742,036.06 732,474.82
1149550	TB - The Independent Bankers Bank							
31419AY35	FNMA POOL #AE0729	01/01/2026	MBS	AFS 4,000,000		10/24/2019 6.18	2,100,000.00 283,466.23	296,905.72 295,193.23
1149555	TB - The Independent Bankers Bank							
31419KD69	FNMA POOL #AE8224	12/01/2040	MBS	AFS 4,000,000		10/24/2019 21.10	6,000,000.00 1,538,719.32	1,616,041.98 1,639,474.61
1149557	TB - The Independent Bankers Bank							
17	Total Pledged: HOCKC - HOCKLEY COUNTY						54,599,500.00 25,741,179.67	26,332,203.02 26,654,884.62

This report reflects information submitted to us by the customer. It is not intended to be used as the official record of safekeeping location and/or pledged holdings. This information should be provided by the customer's safekeeper.

# Pledge Inventory Report

Aimbank  
Lillefield, TX  
FROM 11/11/2019 TO: 11/30/2019

Customer ID: 33564  
Report Date: 11/27/2019  
PAS Rep: Tracy Kwiatkowski  
Account Rep: Scott Adams

Cusip	Description	Maturity/Refunded Dt	Group	Intent	S&P	Market Price Dt	Original Face	Book Value
Ticket	Location Code/Name		Coupon		Moody	Maturity (Yr)	Par	Market Value
Pledged: HOCKC - HOCKLEY COUNTY								
3136A72D3	FNA 2012-M9 A2	04/25/2022		AFS		11/21/2019	1,742,000.00	1,098,968.35
1149485	TIB - The Independent Bankers Bank		CMB	2.48200	Nr		1,079,832.79	1,089,784.12
3137B3NA2	FHMS K030 A2	04/25/2023		AFS		11/21/2019	2,000,000.00	2,053,948.49
1149502	TIB - The Independent Bankers Bank		CMB	3.25000	Nr		2,000,000.00	2,081,253.66
3137B4GY6	FHMS K032 A2	05/25/2023		AFS		11/21/2019	2,860,000.00	2,943,146.19
1149503	TIB - The Independent Bankers Bank		CMB	3.31000	Nr		2,860,000.00	2,989,677.75
3136AXZB4	FNM17061 NB	11/25/2045		AFS		11/21/2019	5,000,000.00	3,942,490.45
1167397	TIB - The Independent Bankers Bank		CMO	3.00000	NA		3,992,218.15	4,100,445.31
3128MMSZ7	FHLMC GOLD POOL #G18	12/01/2029		AFS		11/21/2019	4,800,000.00	1,721,529.55
1149479	TIB - The Independent Bankers Bank		MBS	3.50000			1,677,944.98	1,747,126.67
3132KFF3F7	FHLMC GOLD POOL #V61	07/01/2032		AFS		11/21/2019	5,000,000.00	3,670,774.70
1149483	TIB - The Independent Bankers Bank		MBS	3.00000			3,595,329.15	3,714,981.81
3132LMBZ8	FHLMC GOLD POOL #K91	09/01/2033		AFS		11/21/2019	7,175,000.00	3,286,617.55
1149484	TIB - The Independent Bankers Bank		MBS	3.50000			3,182,234.83	3,316,970.68
3138A45N1	FNMA POOL #AH3552	02/01/2026		AFS		11/21/2019	2,100,000.00	284,978.59
1149520	TIB - The Independent Bankers Bank		MBS	3.50000			273,623.85	283,520.82
3138E4YC9	FNMA POOL #AK0706	02/01/2027		AFS		11/21/2019	2,222,500.00	294,605.97
1149523	TIB - The Independent Bankers Bank		MBS	3.50000			281,290.18	292,114.23
3138E4YC9	FNMA POOL #AK0706	02/01/2027		AFS		11/21/2019	3,250,000.00	430,723.98
1149524	TIB - The Independent Bankers Bank		MBS	3.50000			411,335.47	427,163.66
3138EGSH8	FNMA POOL #AL0519	03/01/2026		AFS		11/21/2019	2,500,000.00	404,477.92
1149525	TIB - The Independent Bankers Bank		MBS	4.00000			384,916.08	402,414.36
3140EUEA3	FNMA POOL #BC0128	12/01/2030		AFS		11/21/2019	1,500,000.00	820,762.06
1149539	TIB - The Independent Bankers Bank		MBS	3.00000			797,476.05	825,977.82
3140Q9A60	FNMA POOL #CA1828	05/01/2033		AFS		11/21/2019	500,000.00	431,064.06
1149544	TIB - The Independent Bankers Bank		MBS	4.00000			420,571.24	446,852.74

This report reflects information submitted to us by the customer. It is not intended to be used as the official record of safekeeping location and/or pledged holdings. This information should be provided by the customer's safekeeper.

# Pledge Inventory Report

Aimbank  
Littlefield, TX  
FROM 11/1/2019 TO 11/30/2019

Customer ID: 33584  
Report Date: 11/27/2019  
PAS Rep: Tracy Kwalkowski  
Account Rep: Scott Adams

Ticket	Description	Location Code/Name	Maturity/Refunded Dt	Group	Intent	S&P	Moody	Market Price Dt	Original Face	Par	Book Value
Pledged: HOCKC - HOCKLEY COUNTY											
31410LT69	FNMA POOL #890773		09/01/2036	MBS	HTM			11/21/2019	3,000,000.00		2,043,794.82
1149547	TIB - The Independent Bankers Bank				3.000000			16.77	2,031,393.60		2,079,232.96
31418AF78	FNMA Pool #MA1089		06/01/2032	MBS	AFS			11/21/2019	2,850,000.00		736,024.93
1149550	TIB - The Independent Bankers Bank				4.000000			12.51	687,219.65		728,363.49
31419AY35	FNMA POOL #AE0729		01/01/2026	MBS	AFS			11/21/2019	2,100,000.00		291,504.44
1149555	TIB - The Independent Bankers Bank				4.000000			6.09	278,605.22		290,415.29
31419KD69	FNMA POOL #AE8224		12/01/2040	MBS	AFS			11/21/2019	6,000,000.00		1,568,646.89
1149557	TIB - The Independent Bankers Bank				4.000000			21.02	1,493,591.94		1,598,472.01
17	Total Pledged: HOCKC - HOCKLEY COUNTY								54,599,500.00		26,024,058.94
									25,447,583.18		26,414,767.40

This report reflects information submitted to us by the customer. It is not intended to be used as the official record of safekeeping location and/or pledged holdings. This information should be provided by the customer's safekeeper.

# Pledge Inventory Report

AlmBank  
Littlefield, TX  
FROM 12/1/2019 TO 12/31/2019

Customer ID: 33584  
Report Date: 12/30/2019  
PAS Rep: Tracy Kwiatkowski  
Account Rep: Scott Adams

Cusip	Description	Maturity/Refunded Dt	Group	Intent	S&P	Market Price Dt	Original Face	Book Value
Ticket	Location Code/Name			Coupon	Moody	Maturity (Yr)	Par	Market Value
Pledged: HOCKC - HOCKLEY COUNTY								
3136A72D3	FNA 2012-M9 A2	04/25/2022	CMB	AFS	Nr	12/20/2019	1,742,000.00	1,034,685.28
1149485	TIB - The Independent Bankers Bank			2,482.00		2.32	1,016,669.04	1,022,297.83
3137B3NA2	FHMS K030 A2	04/25/2023	CMB	AFS	NR	12/20/2019	2,000,000.00	2,052,486.28
1149502	TIB - The Independent Bankers Bank			3,250.00	Aaa	3.32	2,000,000.00	2,070,905.16
3137B4GY6	FHMS K032 A2	05/25/2023	CMB	HTM	Nr	12/20/2019	2,860,000.00	2,941,054.99
1149503	TIB - The Independent Bankers Bank			3,310.00		3.40	2,860,000.00	2,973,541.83
3137FBBY1	FHMS K068 AM	08/25/2027	CMB	HTM	NR	12/20/2019	3,025,000.00	3,229,219.85
1216033	TIB - The Independent Bankers Bank			3,315.00	Aaa	7.65	3,025,000.00	3,216,311.07
3136AXZB4	FNM17061 NB	11/25/2045	CMO	HTM	NA	12/20/2019	5,000,000.00	3,897,992.38
1167397	TIB - The Independent Bankers Bank			3,000.00	Nr	25.92	3,946,793.85	4,043,352.56
312BMMSZ	FHLMC GOLD POOL #G18	12/01/2029	MBS	HTM		12/20/2019	4,800,000.00	1,670,326.71
1149479	TIB - The Independent Bankers Bank			3,500.00		9.93	1,628,038.46	1,694,541.56
3132KF3F7	FHLMC GOLD POOL #V61	07/01/2032	MBS	HTM		12/20/2019	5,000,000.00	3,625,797.90
1149483	TIB - The Independent Bankers Bank			3,000.00		12.51	3,551,830.55	3,662,789.77
3132LMBZ8	FHLMC GOLD POOL #K91	09/01/2033	MBS	HTM		12/20/2019	7,175,000.00	3,218,517.76
1149484	TIB - The Independent Bankers Bank			3,500.00		13.68	3,116,297.88	3,263,356.04
3138EGSH8	FNMA POOL #AL0519	03/01/2026	MBS	AFS		12/20/2019	2,500,000.00	394,822.66
1149525	TIB - The Independent Bankers Bank			4,000.00		6.17	376,002.15	392,895.91
3140EUEA3	FNMA POOL #BC0128	12/01/2030	MBS	AFS		12/20/2019	1,500,000.00	804,812.99
1149539	TIB - The Independent Bankers Bank			3,000.00		10.93	782,045.54	809,354.55
3140Q9A60	FNMA POOL #CA1828	05/01/2033	MBS	HTM		12/20/2019	500,000.00	426,579.17
1149544	TIB - The Independent Bankers Bank			4,000.00		13.34	416,231.49	442,004.55
3141DLT69	FNMA POOL #890773	09/01/2036	MBS	HTM		12/20/2019	3,000,000.00	2,020,560.92
1149547	TIB - The Independent Bankers Bank			3,000.00		16.68	2,008,363.71	2,051,784.59
31418AF78	FNMA Pool #MA1089	06/01/2032	MBS	AFS		12/20/2019	2,850,000.00	726,797.88
1149550	TIB - The Independent Bankers Bank			4,000.00		12.43	678,772.39	722,770.43

This report reflects information submitted to us by the customer. It is not intended to be used as the official record of safekeeping location and/or pledged holdings. This information should be provided by the customer's safekeeper.

# Pledge Inventory Report

Almbank  
 Littlefield, TX  
 FROM 12/1/2019 TO 12/31/2019

Customer ID: 33584  
 Report Date: 12/30/2019  
 PAS Rep: Tracy Kwiatkowski  
 Account Rep: Scott Adams

Ticket	Description	Location Code/Name	Maturity/Refunded Dt	Group	Intent	S&P	Moody	Market Price Dt	Maturity (Yr)	Original Face	Par	Book Value	Market Value
Pledged: HOCKC - HOCKLEY COUNTY													
31419KDE9	FNMA POOL #AE8224		12/01/2040	MBS	AFS			12/20/2019	20.93	6,000,000.00		1,537,477.93	
1149557	TIB - The Independent Bankers Bank									1,464,220.02		1,569,292.49	
14	Total Pledged: HOCKC - HOCKLEY COUNTY												
										47,952,000.00		27,581,142.70	
										26,870,265.08		27,935,298.34	

This report reflects information submitted to us by the customer. It is not intended to be used as the official record of safekeeping location and/or pledged holdings. This information should be provided by the customer's safekeeper.

TREASURER'S 4th Qtr. 2019 FINANCIAL REPORT

**CDs**

4TH Qtr	Purchase Date	Account	Bank	Beginning Amount	Maturity Date	APR	Interest Paid	Month's Interest Earned	
OCT	2011-11-28	060-I&S Hosp. Bd.	Aim	\$36,481.21	11/28/19	2.66%	Monthly	\$85.81	
NOV	2011-11-28	060-I&S Hosp. Bd.	Aim	\$36,481.21	11/28/19	2.66%	Monthly	\$88.87	
DEC	2011-11-28	060-I&S Hosp. Bd.	Aim	\$36,481.21	11/28/20	1.10%	Monthly	\$35.64	
OCT	2017-02-14	011-AdValorem	Aim	4,000,000.00	2/14/20	2.66%	Monthly	\$9,127.76	
NOV	2017-02-14	011-AdValorem	Aim	4,000,000.00	2/14/20	2.66%	Monthly	\$9,452.64	
DEC	2017-02-14	011-AdValorem	Aim	4,000,000.00	2/14/20	2.66%	Monthly	\$9,168.38	
OCT	2019-02-19	011-AdValorem	Aim	4,000,000.00	11/19/19	2.66%	Monthly	\$7,810.68	
NOV	2019-02-19	011-AdValorem	Aim	4,000,000.00	11/19/19	2.34%	Monthly	\$8,086.56	
OCT	2019-08-16	011-AdValorem	Aim	2,000,000.00	11/16/19	2.34%	Monthly	\$3,853.73	
NOV	2019-08-16	011-AdValorem	Aim	2,000,000.00	11/16/19	2.34%	Monthly	\$3,989.85	
						Quarter	Investment	Totals	\$51,699.9: